







# BURLINGTON DOWNTOWN

## LEGEND

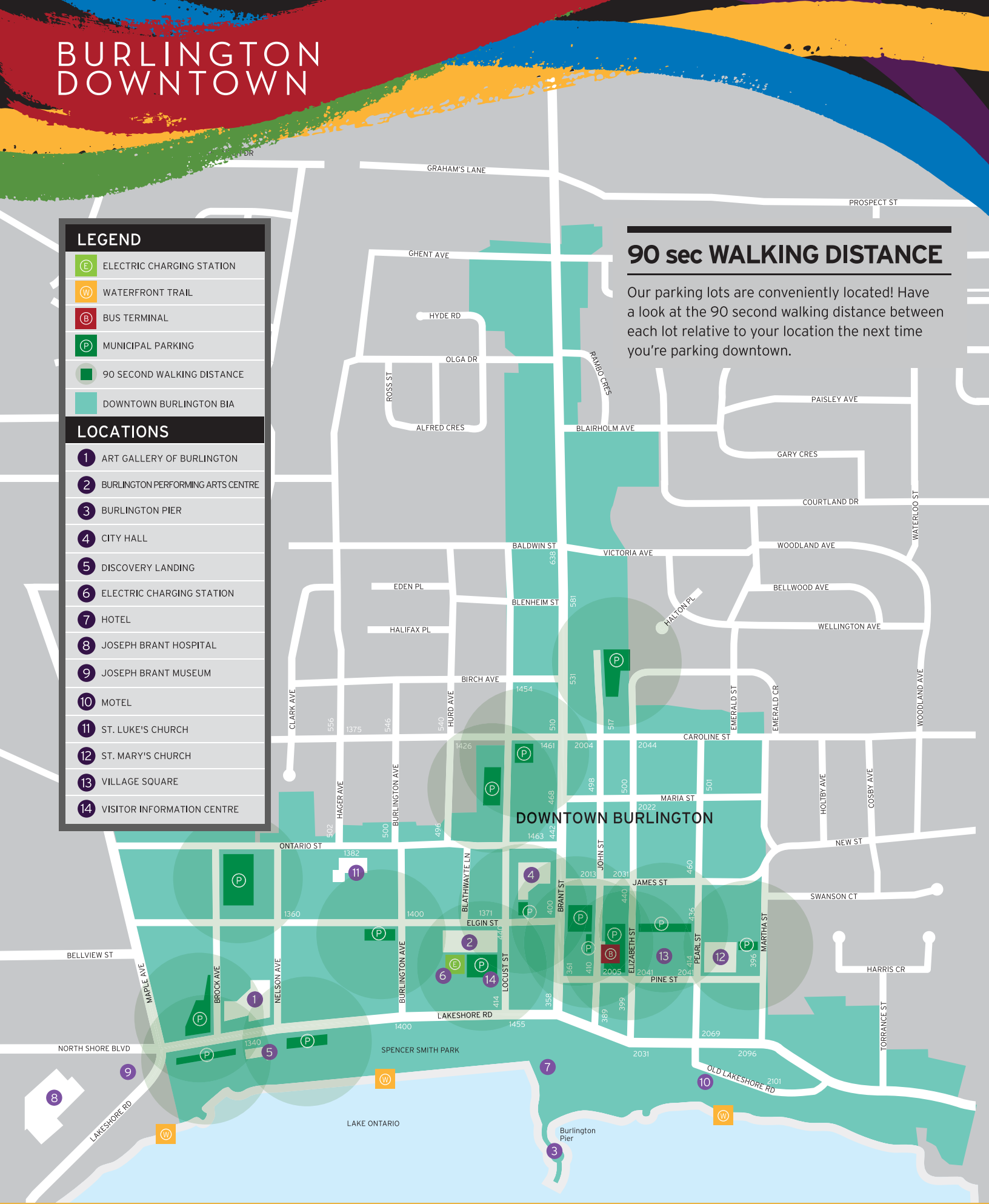
-  ELECTRIC CHARGING STATION
-  WATERFRONT TRAIL
-  BUS TERMINAL
-  MUNICIPAL PARKING
-  90 SECOND WALKING DISTANCE
-  DOWNTOWN BURLINGTON BIA

## LOCATIONS

- 1 ART GALLERY OF BURLINGTON
- 2 BURLINGTON PERFORMING ARTS CENTRE
- 3 BURLINGTON PIER
- 4 CITY HALL
- 5 DISCOVERY LANDING
- 6 ELECTRIC CHARGING STATION
- 7 HOTEL
- 8 JOSEPH BRANT HOSPITAL
- 9 JOSEPH BRANT MUSEUM
- 10 MOTEL
- 11 ST. LUKE'S CHURCH
- 12 ST. MARY'S CHURCH
- 13 VILLAGE SQUARE
- 14 VISITOR INFORMATION CENTRE

## 90 sec WALKING DISTANCE

Our parking lots are conveniently located! Have a look at the 90 second walking distance between each lot relative to your location the next time you're parking downtown.



## DOWNTOWN BURLINGTON